

Team member  
Igor SikonczykPhone  
+32 (0)466 90 04 01Email  
igor.sikonczyk@eurovent.euDate  
2020-07-14

## **Proposal for information requirements in the revised Regulation 1253/2014 for Non-Residential Ventilation Units including an HRS and a Heat Pump for the primary purpose of heat recovery**

### **In a nutshell**

**This Position Paper proposes a harmonized approach for the evaluation of performance of bidirectional NRVUs solely with a passive HRS and NRVUs with an HRS and a Heat Pump for heat recovery. It aims at an unequivocal comparison of heat recovery efficiency and specific electric power input for these two different types of NRVUs. A set of performance indicators to be included in the information requirements is also put forward.**

### **1. Background**

In the Discussion Document for the second stakeholder meeting on the review of VU Regulation, the study consultant brought up a need for defining information requirements for bidirectional NRVUs that use the Heat Pump and HRS for heat recovery. Reporting the performance indicators for this kind of Ventilation Units would enable collecting data for the next review and possibly setting the minimum ecodesign requirements in the future. The members of Eurovent Product Group 'Air Handling Units' welcome this proposal and put forward a straightforward method to assess the performance of both types of units in a comparable way.

### **2. Introduction**

Today, the EU regulation 1253/2014 does not cover NRVUs with heat exchangers (HRS) and heat pumps (HP), primarily designed for the purpose of heat recovery from exhaust to supply air, supporting the passive heat recovery system. This situation creates a loophole for manufacturers, to design units with low energy efficient heat recovery systems, combined with simple designed heat pumps, which are out of scope of any ecodesign regulation. Therefore, we come to the conclusion, to include those units into the regulation 1253/2014 for NRVUs, together with a new (third) way of evaluating these heat recovery systems. The new evaluation method demonstrates whether the efficiency of such systems matches the efficiency of heat recovery systems other than run around systems. Although, the surplus of energy generated by the heat pump can be utilised for various, non-ventilation functions (like DHW production or space heating), the proposed evaluation method takes into account only the part of energy used for ventilation. The objective of this method is to unify and standardise the comparison of the heat recovery efficiency for BVU NRVUs both with passive HRS or passive HRS and a heat pump.

### **Goal**

The goal of the new proposed method includes:

- Closing the loophole of unregulated NRVUs with heat recovery and heat pump, by including those units into EU regulation 1253/2014
- Establishing a new way of evaluating those units within 1253/2014

### **3. Method proposal**

The new proposed method consists in the following evaluation steps.

- a. If a unit with a heat pump and an HRS can fulfil the limits of 1253/2014, like units with normal/passive heat recovery systems, it can be treated as a normal NRvu by the rules of 1253/2014 as is. If such unit cannot fulfil those requirements, it shall be evaluated in a new way for units with HP and HRS.
- b. The new evaluation shall be based on unit calculations for a fixed temperature difference between extract and outdoor air, a humidity ratio of 0 kg/kg<sub>dry air</sub> (no possible condensation) and expected maximum air volume flow through HRS and HP during heating period without thermal bypass in use. The proposed dry temperature difference between extract and outdoor air shall be 15K and at the extract air temperature of 25°C.
- c. Introduction of the specific heat recovery capacity of the entire system (HRS + HP) in kJ/kg<sub>dry air</sub>, instead of the heat recovery efficiency in percent as a criterion for the heat recovery capacity from the exhaust air of the ventilation unit.
- d. Introduction of the specific electrical power consumption of the entire system (fans with air-side pressure loss of heat recovery, heat pump coils and filter plus HP compressor) in kJ/kg<sub>dry air</sub>, instead of the specific fan power as the criterion for maximum ventilation power consumption. The new value shall be called SSP<sub>int</sub> (Specific System Power).
- e. Introducing a heat recovery limit of 10.95 kJ/kg<sub>dry air</sub>, corresponding to the current  $\eta_{nrvu}$  limit of 73%.
- f. Maintaining the efficiency bonus E, that is, the more kJ/kg<sub>dry air</sub> of thermal energy is recovered from the exhaust air, above the minimum requirement 10.95 kJ/kg, the higher the SSP can be.

$$E = ((\text{recovered heat capacity} - 10.95 \text{ kJ/kg}) / 0.15 \text{ kJ/kg}) / 100 * 3000$$

However, to take into account only that part of the heat recovered by HP that is used for ventilation, the E bonus is limited to a max. value corresponding to the heat recovery efficiency of 100%.

$$E_{\text{max}} = ((10.95/0.73 - 10.95 \text{ kJ/kg}) / 0.15 \text{ kJ/kg}) / 100 * 3000$$

- g. With reference to the current requirements for SFP<sub>int\_limit</sub>, the maximum internal specific system power of ventilation components and compressor powered (SSP<sub>int\_limit</sub>) in kJ/kg<sub>dry air</sub> is defined as follow:

$$\begin{aligned} (1\ 100 + E - 300 * q_{\text{nom}} / 2 - F) / (1.204 * 1\ 000) & \quad \text{if } q_{\text{nom}} < 2 \text{ m}^3/\text{s}, \text{ and} \\ (800 + E - F) / (1.204 * 1\ 000) & \quad \text{if } q_{\text{nom}} \geq 2 \text{ m}^3/\text{s} \end{aligned}$$

Air density at standard air conditions 20 °C, 0 kg/ kg<sub>dry air</sub> and 101 325 Pa: 1.204 kg/m<sup>3</sup>

#### 4. Explanation of the method

Right now, regulation 1253/2014 only knows two heat recovery systems, run around and other heat recovery systems. These systems can be called passive heat recovery systems, as there is no additional power, apart from the fan motors, needed, to operate the heat exchanging process. The efficiency of such recovery systems is expressed as a percentage value of the dry temperature efficiency and can be seen as a constant value.

Heat recovery systems, designed with a heat exchanger and a heat pump, cannot be valued this way, because they can still recover heat, even when there is no temperature difference between outdoor and extract air. In passive heat exchanger with 73% temperature efficiency is shown in in Diagram 1, displaying the recovered energy in kJ/kg over the dry temperature difference.

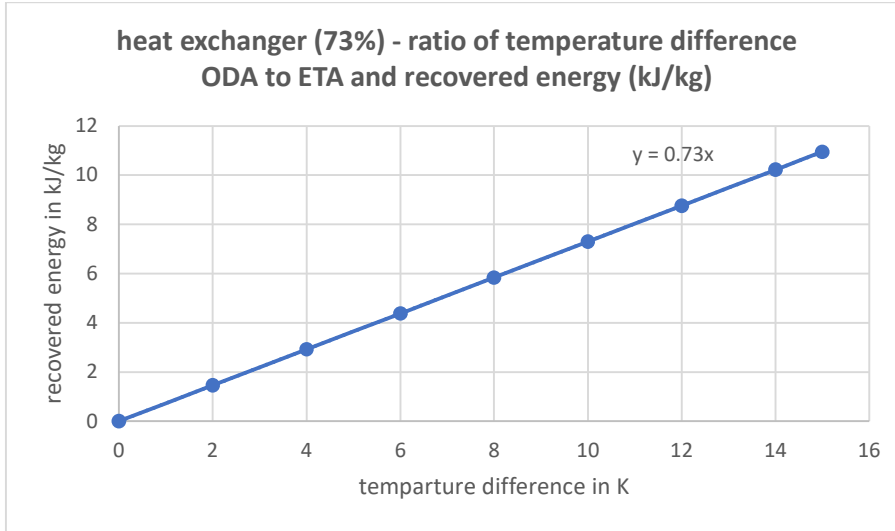


Diagram 1. HRS - ratio of temperature difference ODA to ETA and recovered energy (kJ/kg)

The next Diagram 2 shows the results of a heat pump. The heat pump loses efficiency, as the temperature difference between air in of condenser and evaporator increases

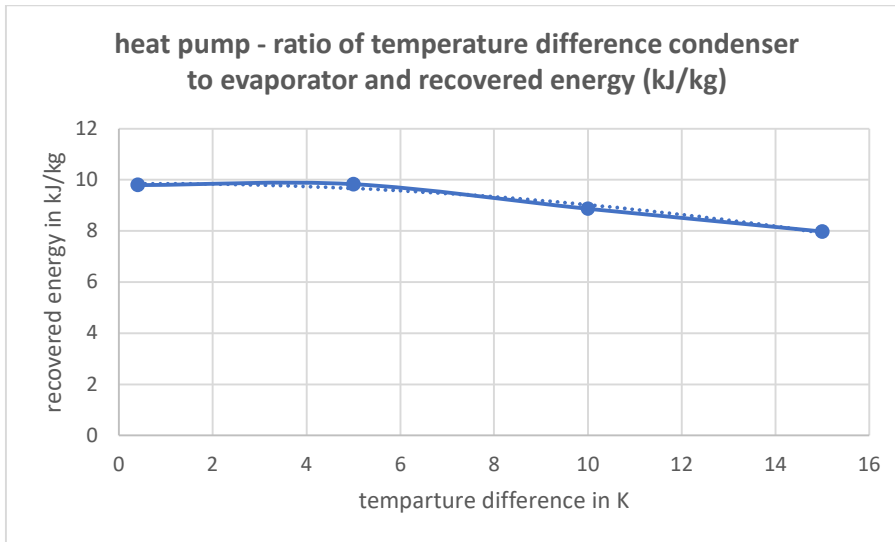
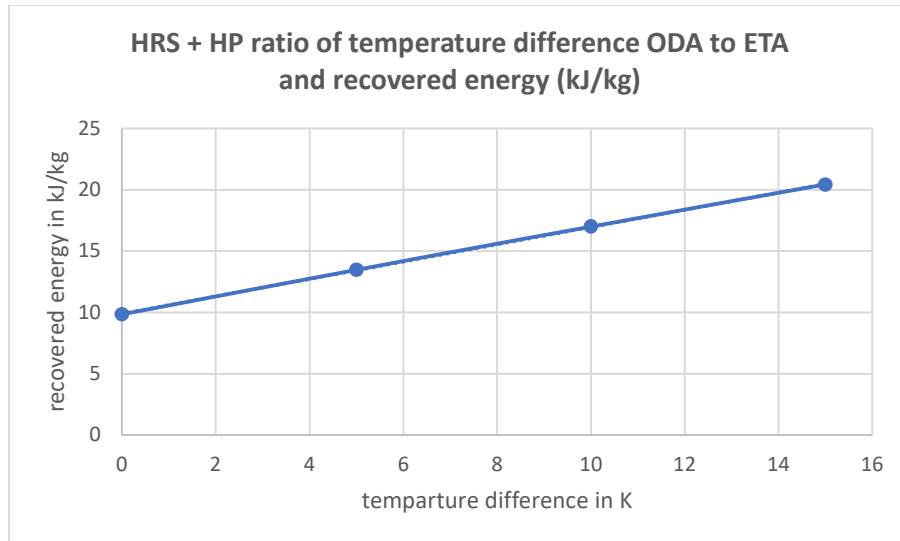


Diagram 2. heat pump - ratio of temperature difference condenser to evaporator and recovered energy (kJ/kg)

The two systems combined as one heat recovery system then show this behaviour as illustrated in Diagram 3.



**Diagram 3. HRS + HP ratio of temperature difference ODA to ETA and recovered energy (kJ/kg)**

To compare a standard HRS with this combined HRS, we can now use the specific recovered heat energy of both systems. To do so, it is essential to agree on an average temperature difference throughout a whole year in Europe. We believe that a difference between 10 to 15K represents the average climate situation. Therefore, the ongoing explanation continues with 15K as the extreme of this temperature range. With 15K, a standard HRS with an efficiency of 73% can recover 10.95 kJ heat energy per kilogram dry air. This recovery value shall be the reference limit for the minimum heat recovery capacity of an HR + heat pump system.

To compare the electric power consumption of the two systems, the heat pump system must include the power consumption of the fans to overcome the pressure loss of the heat exchanger, the condenser and the evaporator. The power consumption of the compressor must be added, too. This will be then a new value, as proposed in point 3.d. At the minimum heat recovery capacity, the new specific electrical power consumption SSP shall not exceed the  $SFP_{limit}$  of a standard HRS.

A new efficiency bonus formula is needed, following the same principle of the old efficiency bonus, but now based on the amount of extra heat recovery capacity, exceeding the limit of the heat recovery capacity of 10.95 kJ/kg. To compare it to the old bonus, we can say that 1% of increase in efficiency of a passive HRS at a temperature difference of 15K equals an increase of recovered energy by 0.15 kJ/kg. To keep the bonus in line with the bonus for passive HRS, the new formula shall look like this.

$$\text{Efficiency bonus} = \left( \frac{\text{recovered heat capacity} - 10.95 \text{ kJ/kg}}{0.15 \text{ kJ/kg}} \right) / 100 * 3000$$

However, given that the assumption is to consider in the assessment only ventilation, the max. Efficiency bonus shall be limited to a value corresponding to heat recovery efficiency of 100%.

$$\text{Max. Efficiency bonus} = \left( \frac{10.95/0.73 - 10.95 \text{ kJ/kg}}{0.15 \text{ kJ/kg}} \right) / 100 * 3000$$

## 5. Proposal for information requirements. NRVU with HP and HRS

It is proposed to include in the Information Requirements for NRVUs including a HP and an HRS the following parameters:

- a. **Air flow rate, (m<sup>3</sup>/s)**  
(expected maximum air volume flow through HRS and HP during heating period without thermal bypass in use)  
Reference test standard: EN 13053 / EN ISO 5801
- b. **Heat recovery thermal efficiency of the passive heat recovery, (%)**  
Reference test standard: EN 13053 / EN 308
- c. **Heat recovery thermal efficiency of the heat recovery system, including HP, (%)**  
defined as the ratio of the supply air temperature rise in the passive heat recovery and condenser coil and the difference between the temperature of exhaust air inlet and temperature of supply air inlet (equal to 15K).  
Reference test standard: EN 308
- d. **Internal pressure drop of ventilation components for SUP and ETA, (Pa)**  
Reference test standard: EN 13053, EN ISO 16890, EN 1216 (evaporator and condenser coils)
- e. **Internal specific system power SSP<sub>int</sub>, (expressed both in kJ/kg<sub>dryair</sub> and W/m<sup>3</sup>/s)**

$$SSP_{int} \text{ (W/m}^3\text{/s)} = SSP_{int} \text{ (kJ/kg}_{dryair}\text{)} * 1.204 * 1000$$

SSP<sub>int</sub> expressed in (W/m<sup>3</sup>/s) is a value that can be directly compared with SFP<sub>int</sub> (W/m<sup>3</sup>/s) of a NRVU equipped only with the passive heat recovery in order to evaluate specific electric energy consumption of both types of units.

Reference test standard: EN 13053 (fan power input), EN 14511 (for compressor power input)

## Eurovent and transparency

### When assessing position papers, are you aware whom you are dealing with?

Eurovent’s structure rests upon democratic decision-making procedures between its members and their representatives. The more than 1.000 organisations within the Eurovent network count on us to represent their needs in a fair and transparent manner. Accordingly, we can answer policy makers’ questions regarding our representativeness and decisions-making processes as follows:

<p><b>1. Who receives which number of votes?</b></p> <p>At Eurovent, the number of votes is never determined by organisation sizes, country sizes, or membership fee levels. SMEs and large multinationals receive the same number of votes within our technical working groups: 2 votes if belonging to a national Member Association, 1 vote if not. In our General Assembly and Eurovent Commission (‘steering committee’), our national Member Associations receive two votes per country.</p>	<p><b>2. Who has the final decision-making power?</b></p> <p>The Eurovent Commission acts as the association’s ‘steering committee’. It defines the overall association roadmap, makes decisions on horizontal topics, and mediates in case manufacturers cannot agree within technical working groups. The Commission consists of national Member Associations, receiving two votes per country independent from its size or economic weight.</p>
<p><b>3. How European is the association?</b></p> <p>More than 90 per cent of manufacturers within Eurovent manufacture in and come from Europe. They employ around 150.000 people in Europe largely within the secondary sector. Our structure as an umbrella enables us to consolidate manufacturers’ positions across the industry, ensuring a broad and credible representation.</p>	<p><b>4. How representative is the organisation?</b></p> <p>Eurovent represents more than 1.000 companies of all sizes spread widely across 20+ European countries, which are treated equally. As each country receives the same number of votes, there is no ‘leading’ country. Our national Member Associations ensure a wide-ranging national outreach also to remote locations.</p>

Check on us in the [European Union Transparency Register](#) under identification no. 89424237848-89.

### We are Europe’s Industry Association for Indoor Climate (HVAC), Process Cooling, and Food Cold Chain Technologies – thinking ‘Beyond HVACR’

Eurovent is Europe’s Industry Association for Indoor Climate (HVAC), Process Cooling, and Food Cold Chain Technologies. Its members from throughout Europe represent more than 1.000 companies, the majority small and medium-sized manufacturers. Based on objective and verifiable data, these account for a combined annual turnover of more than 30bn EUR, employing around 150.000 people within the association’s geographic area. This makes Eurovent one of the largest cross-regional industry committees of its kind. The organisation’s activities are based on highly valued democratic decision-making principles, ensuring a level playing field for the entire industry independent from organisation sizes or membership fees.

Eurovent’s roots date back to 1958. Over the years, the Brussels-based organisation has become a well-respected and known stakeholder that builds bridges between the manufacturers it represents, associations, legislators and standardisation bodies on a national, regional and international level. While Eurovent strongly supports energy efficient and sustainable technologies, it advocates a holistic approach that also integrates health, life and work quality as well as safety aspects. Eurovent holds in-depth relations with partner associations around the globe. It is a founding member of the ICARHMA network, supporter of REHVA, and contributor to various EU and UN initiatives.